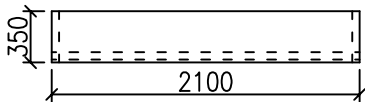
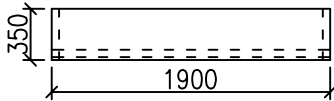
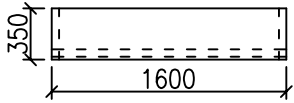
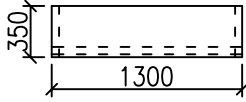
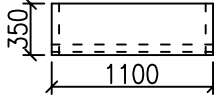
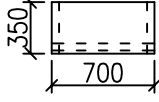
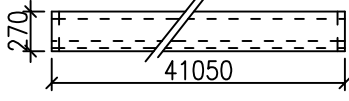


KLAMPIARSKÉ VÝROBKY

str.č. 4

SCHEMATICKÉ ZOBRAZENIE	POPIS VÝROBKU	POČET KUSOV						
		PODLAŽIE						SPOLU
		1.NP	2.NP	STRECHA				
K1	RŠ 350/2100 	2	x	x				2
	RŠ 350/1900 	1	x	x				1
	RŠ 350/1600 	4	x	x				4
	RŠ 350/1300 	80	56	x				136
	RŠ 350/1100 	4	x	x				4
	RŠ 350/700 	10	x	x				10
K2	RŠ 270/41050 	1	x	x				1