


1 x 36 / 28 / 54 W




2 x 36 / 28 / 54 W




3 x 18 W




3 x 36 W



4 x 18 W



4 x 36 W



PAR



PAR MAT



STANDARD



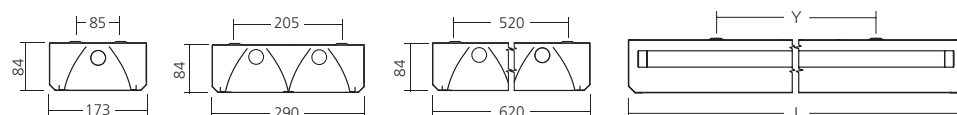
ON REQUEST



1 x

2 x

3 x / 4 x



	L	Y
2 x 14 / 18 / 24 W	620	510
3 x / 4 x 14 / 18 / 24 W	620	345
28 / 36 / 54 W	1250	1075
35 / 49 / 58 / 80 W	1550	1375
70 W	1810	1600

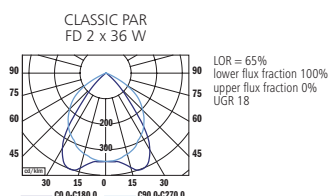
Type	optical system		power (W)	light source	lampholder	emergency unit		EEC	weight (kg)
	PAR	PAR MAT				1H	3H		
CLASSIC	•	•	1 x 36	FD	G13	•	•	A+ / A / B / C	3.8
CLASSIC	•	•	1 x 58	FD	G13	•	•	A+ / A / B / C	4.7
CLASSIC	•	•	1 x 70	FD	G13	•	•	A+ / A / B / C	6.2
CLASSIC	•	•	2 x 18	FD	G13	•	•	A / B / C	3.0
CLASSIC	•	•	2 x 36	FD	G13	•	•	A+ / A / B / C	5.2
CLASSIC	•	•	2 x 58	FD	G13	•	•	A+ / A / B / C	6.2
CLASSIC	•	•	2 x 70	FD	G13	•	•	A+ / A / B / C	9.1
CLASSIC	•	•	3 x 18	FD	G13	•	•	A / B / C	5.2
CLASSIC	•	•	3 x 36	FD	G13	•	•	A+ / A / B / C	9.1
CLASSIC	•	•	4 x 18	FD	G13	•	•	A / B / C	5.2
CLASSIC	•	•	4 x 36	FD	G13	•	•	A+ / A / B / C	9.1
CLASSIC	•	•	1 x 28	FDH	G5	•	•	A+ / A / B	3.8
CLASSIC	•	•	1 x 35	FDH	G5	•	•	A+ / A / B	4.7
CLASSIC	•	•	1 x 49	FDH	G5	•	•	A+ / A / B	4.7
CLASSIC	•	•	1 x 54	FDH	G5	•	•	A+ / A / B / C	3.8
CLASSIC	•	•	1 x 80	FDH	G5	•	•	A+ / A / B / C	4.7
CLASSIC	•	•	2 x 14	FDH	G5	•	•	A+ / A / B	3.0
CLASSIC	•	•	2 x 24	FDH	G5	•	•	A+ / A / B	3.0
CLASSIC	•	•	2 x 28	FDH	G5	•	•	A+ / A / B	5.2
CLASSIC	•	•	2 x 35	FDH	G5	•	•	A+ / A / B	6.2
CLASSIC	•	•	2 x 49	FDH	G5	•	•	A+ / A / B	6.2
CLASSIC	•	•	2 x 54	FDH	G5	•	•	A+ / A / B / C	5.2
CLASSIC	•	•	2 x 80	FDH	G5	•	•	A+ / A / B / C	6.2
CLASSIC	•	•	4 x 14	FDH	G5	•	•	A+ / A / B	5.2
CLASSIC	•	•	4 x 24	FDH	G5	•	•	A+ / A / B	5.2

SUS 1.35 CO/003 SUSPENSION 03



## Photometry

Photometrie



## Mounting

Montage

